

Introductory Letter 2020-21 Theme 2- How the World Works

Grade 4

22nd June 2020

In this unit, learners will learn about the components of the ecosystem. The theme will widen the perspective of students as they will learn about the interdependence within the ecosystem and the environment and how humans affect the balance of the ecosystem.

Central Idea- Biodiversity depends on the interdependence between organisms.

Lines of Inquiry-

- Biodiversity and its importance.
- Interdependence between the ecosystems.
- Impact of human actions on different ecosystems.

As each learner engages in the learning process, he/she will have the opportunity to develop the following -

Key Concepts-


- **Form-**They will understand the components of different ecosystems.
- **Connection-**They will be able to explain the similarities and differences between their local ecosystem and a larger ecosystem that they have researched.
- **Causation-**They will be able to find out and explain the reasons for the imbalance in the environment.

Learner Profile-

- **Caring** - They will be able to make informed choices in order to make a positive difference to the environment.
- **Balanced** - They will be able to contribute to maintain the balance in nature..

Approaches to Learning –

- **Research Skill-** They will gather information on different ecosystems and the effect of human action on them.
- **Thinking Skill-** They will be able to gain specific facts and ideas and interpret their learning of ecosystems.



An inquiry into the natural world and its laws; the interaction between the natural world (physical and biological) and human societies; how humans use their understanding of scientific principles; the impact of scientific and technological advances on society and on the environment.

At Home Reinforcement

The following are some ideas that parents can discuss with the child at home to reinforce what they are learning at school in real life situations-

- Encourage your child to see National Geographic and Animal Planet channel.
- Encourage your child to read books on plants, animals and other living things on the earth.

Website: www.britannica.com/science

Thank You.

SANSKAR SCHOOL

GRADE-IV

Assignment 20

Date: Monday, 22nd June 2020

ENGLISH: -

Nouns - Read the exercises given on page 16 and 17 of the grammar book.

HINDI: -

पाठ्य पुस्तक का पाठ २-' सुनहरी चिड़िया ' पढ़िए तथा पृष्ठ संख्या 9,10,11,12 पर प्रदत्त अभ्यास कार्य याद करिए ।

MATHS: – Watch the video below and solve the questions in the book only
(page no.181)

<https://youtu.be/eurH4unvna8>

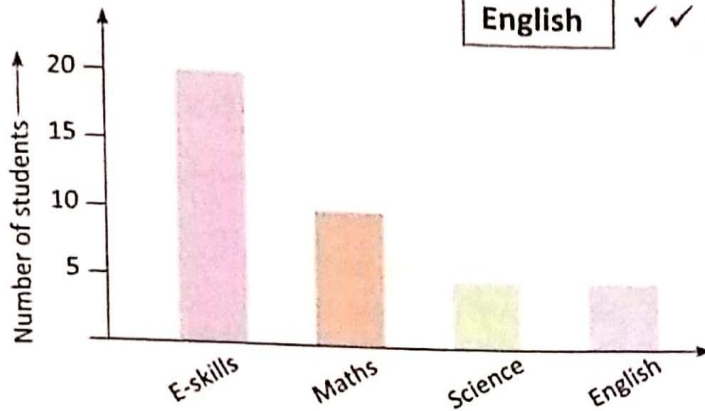
WORKSHEET



40 students of class IV were asked to come forward and put a tick against their favourite subject on the blackboard. The collected data is given alongside.

Their teacher drew a bar graph to represent the data.

E-Skills	✓ ✓ ✓ ✓ ✓ ✓ ✓ ✓ ✓ ✓ ✓ ✓
Maths	✓ ✓ ✓ ✓ ✓ ✓ ✓ ✓ ✓ ✓
Science	✓ ✓ ✓ ✓ ✓
English	✓ ✓ ✓ ✓ ✓



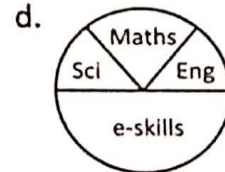
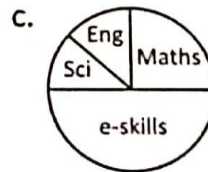
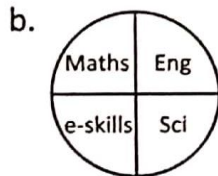
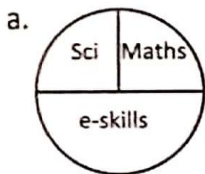
- Which is the most favourite subject of the students?

- Which two subjects are equally liked by the students?

- The number of students whose favourite subject is e-skills is two times the number of students who like maths. Is it true or false?

- The number of students whose favourite subject is maths is half the number of students who like science. Is it true or false?

- Which of the following pie charts represents the given data correctly?



UOI: -

Theme- How the world works

Unpacking the Central Idea

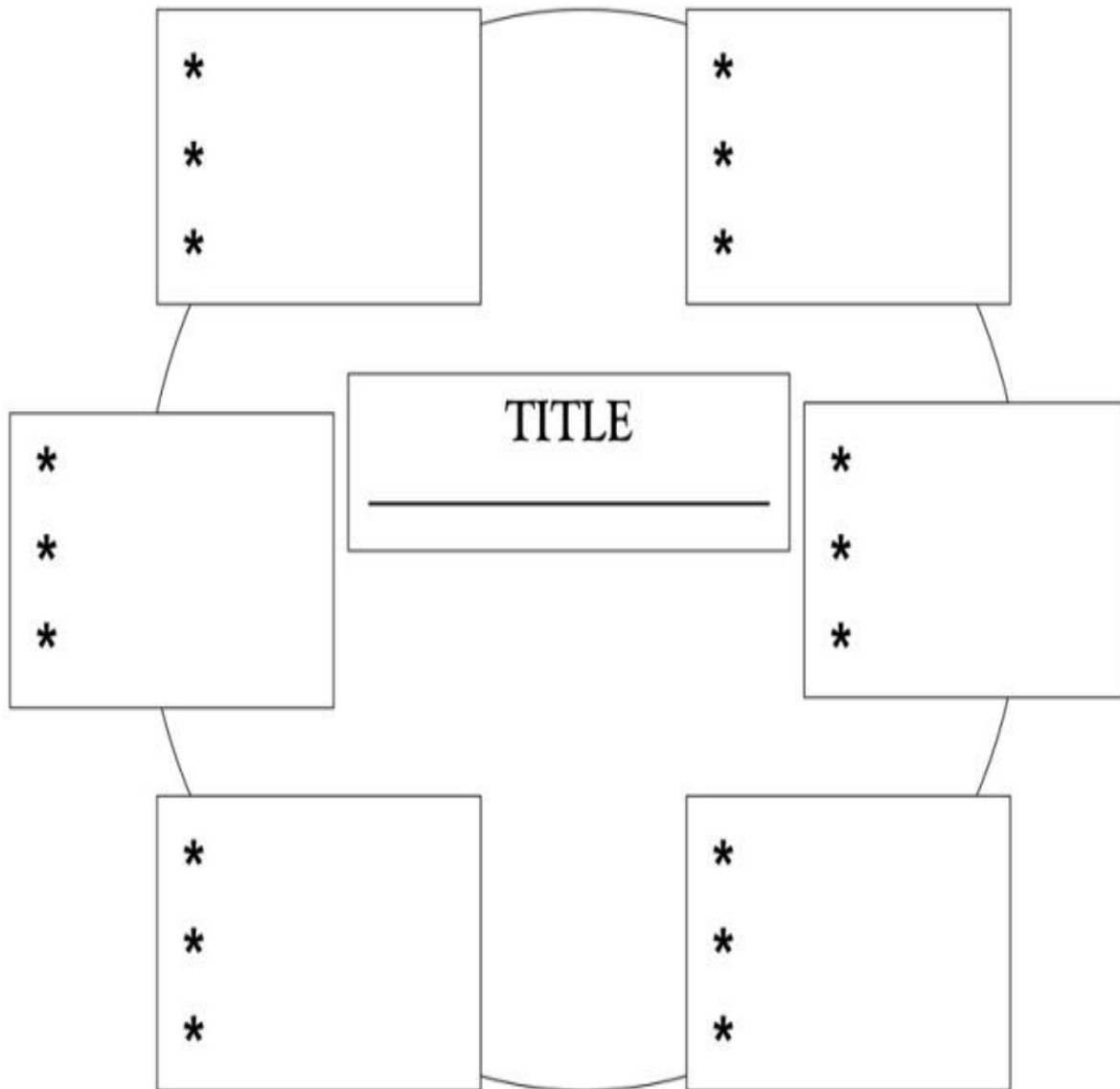
The world is made up of several living and non-living things. So, let us go on a virtual field trip to the Amazon Rainforest to explore some exotic plants and animals.

<https://youtu.be/zRB4q19wc04>

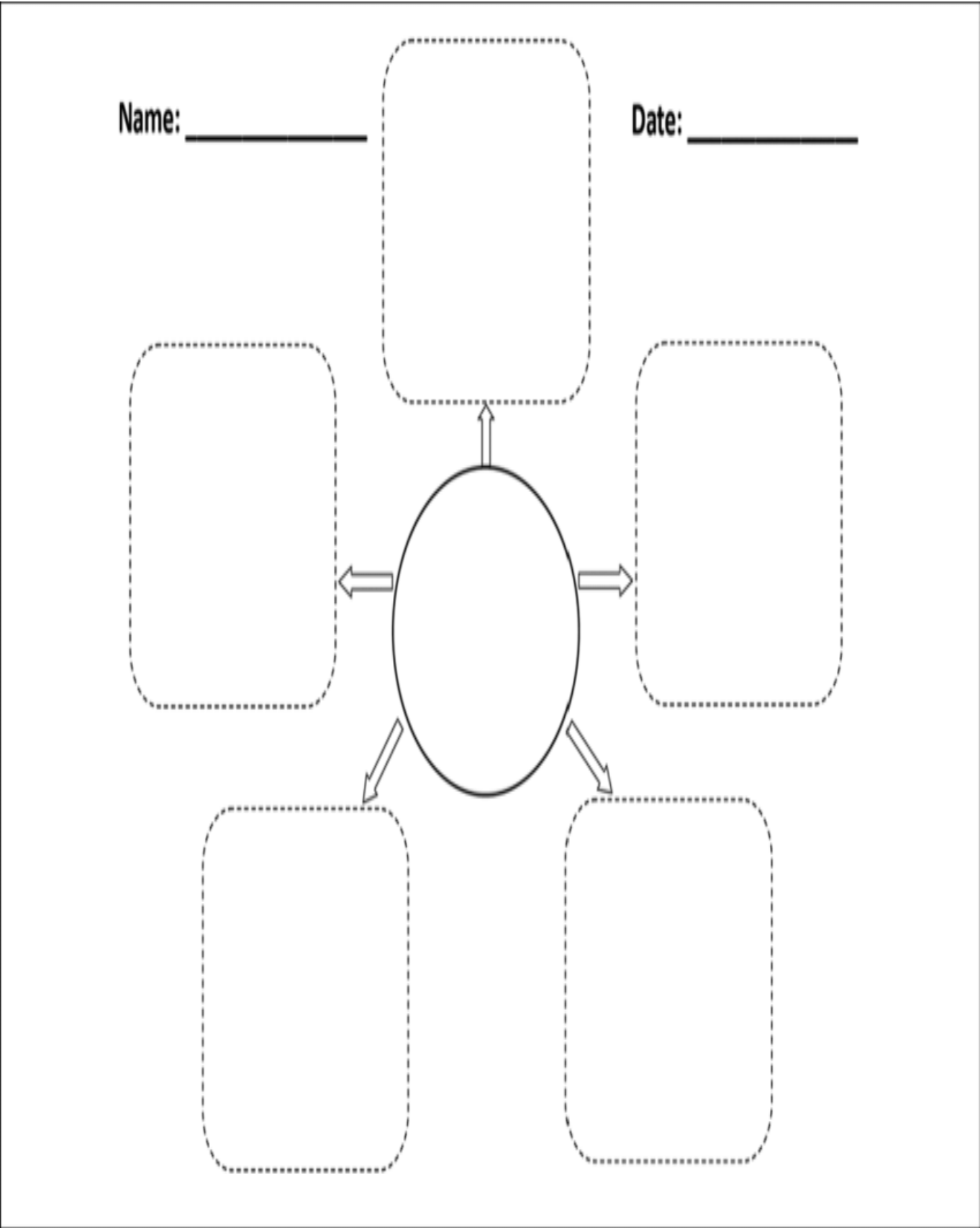
Watch the video and write/draw the living and non-living things you saw in it. You can reflect

Name: _____

Date: _____



by using the following or any other graphic organizer of your choice.




GK: -

Watch the video carefully and read page 6 and 7 of your GK book


<https://youtu.be/EKh80vvl7bA>

3 Caves of India


India has a long history of cultural influences from all over the world. Much of it can be seen depicted in natural and man-made caves in the country. **Use the clues to identify the caves.**

- 


1 Located in Jalgaon city, Maharashtra.

 - Rock-cut caves 34 in numbers.
 - Depicts Buddhist, Hindu and Jain paintings and sculptures.
- 


2 Located inside Ratapari Wildlife Sanctuary in Madhya Pradesh.

 - Recognised as World Heritage site.
 - Displays earlyman paintings.
- 

3 Located in Karnataka, comprising 4 caves.

 - 2 caves dedicated to Lord Vishnu, one cave dedicated to Lord Shiva and one cave dedicated to Jains.
 - Rock-cut architecture made of red sandstone.
- 

4 Located near Bhubaneswar, Odisha.

 - Well-known for 33 rock-cut chambers showing Hindu and Jain sculptures.
 - Most famous for 5 feet tall statue of Vishnu's Boar Avatar
- 

5 Located near Mumbai on an island.

 - A group of seven rock-cut caves.
 - Famous for Mahesh Murti depicting Lord Shiva in three forms.
- 6

- 6 Located in Tamil Nadu, it is a UNESCO World Heritage site.
- The caves are dedicated to Varaha Avatar of Lord Vishnu.
 - They are beautiful rock-cut temples.



- 7 Located near Vijayawada in Andhra Pradesh on the banks of river Krishna.
- The caves are carved out of solid sandstone.
 - It is famous for giant statue of Lord Vishnu in reclining position.

- 8 Located in the dark forests of Chhattisgarh.

- The cave entrance is called the Hathipal, indicating that even elephants can pass through it.
- Known for ancient paintings and inscriptions.



- 9 Located in the Jaintia Hills in Meghalaya.
- It is the longest natural cave in the India.
 - It is among the 150 caves known of the ridge and it has still unexplored parts.

- 10 Located in Kurnool district, Andhra Pradesh.
- It is the second largest natural cave in the Indian sub-continent.
 - The cave was created by limestone deposit and was once occupied by Buddhist monks.



HELP / BOX

- | | | | |
|---------------------|-------------------------------|--------------------|----------------------|
| (a) Belum Caves | (b) Varaha Caves | (e) Jogimara Caves | (d) Undavallis Caves |
| (c) Krom Liat Prah | (f) Ajanta and Ellora Caves ✓ | | (g) Bhimbetka Cave |
| (h) Elephanta Caves | (i) Udaygiri Caves | (j) Badami Caves | |

MUSIC: -

Learn the lyrics and practice the song with the help of the video given

<https://youtu.be/LRfFYYgsGw0>

हम मतवाले

आओ मिलकर हम सब गाए,

आज रसीले निराले गीत ।

नन्हे मुन्ने हम मतवाले,

छेड़े आज, नया संगीत ॥

भेद भाव को दूर भगाए,

करे सभी से हरदम प्रीत ।

विश्व प्रेम में ऐसे डूबे,

सब बन जाए अपने मीत ॥